


KACE *F Series Ball Valves*



Your Best **KACE** Scenario.



KACE F Series Ball Valves

DESIGN ADVANTAGES

- FOR GENERAL INDUSTRIAL AND CHEMICAL APPLICATIONS
- SPLIT BODY DESIGN FOR EASE OF MAINTENANCE
- BLOW OUT PROOF STEM DESIGN
- ISO 5211 MOUNTING PAD
- LOCKING DEVICE STANDARD

SPECIFICATIONS

Size	1/2" to 8"
Bore	Full
Rating	150~1500# ANSI
Construction	Split Body
End Connections	RF, RTJ
Body	Carbon Steel, 316SS, Alloys
Ball	316 S.S.
Stem	316 S.S.
Seats	PTFE, RTFE, PEEK

STANDARDS

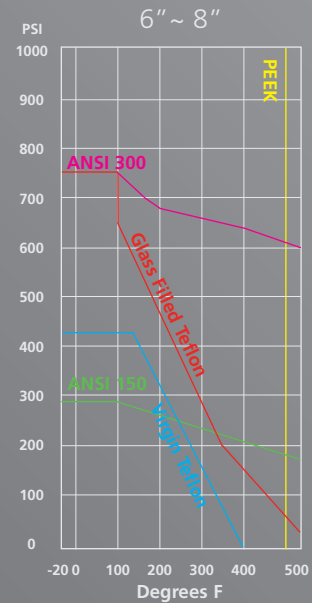
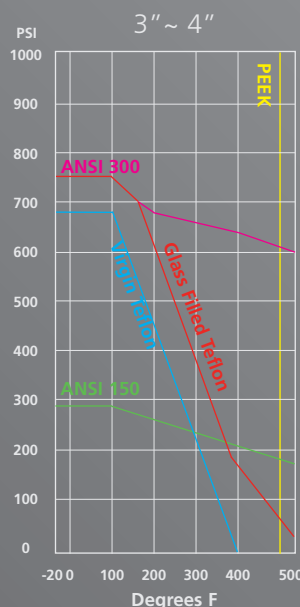
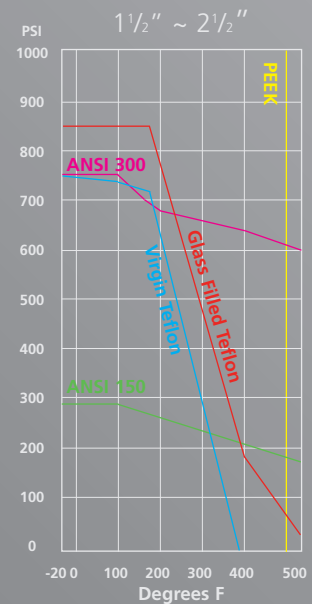
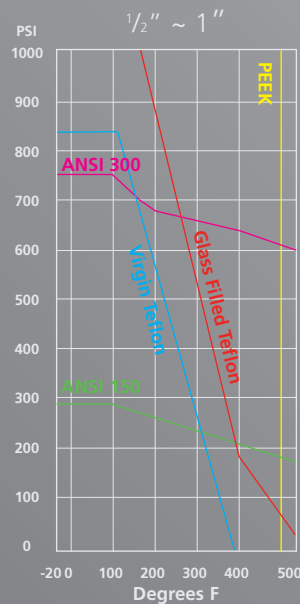
- ANSI B16.5
- ANSI B16.10
- ANSI B16.34
- API 598
- ISO 5211



SEAT DETAIL

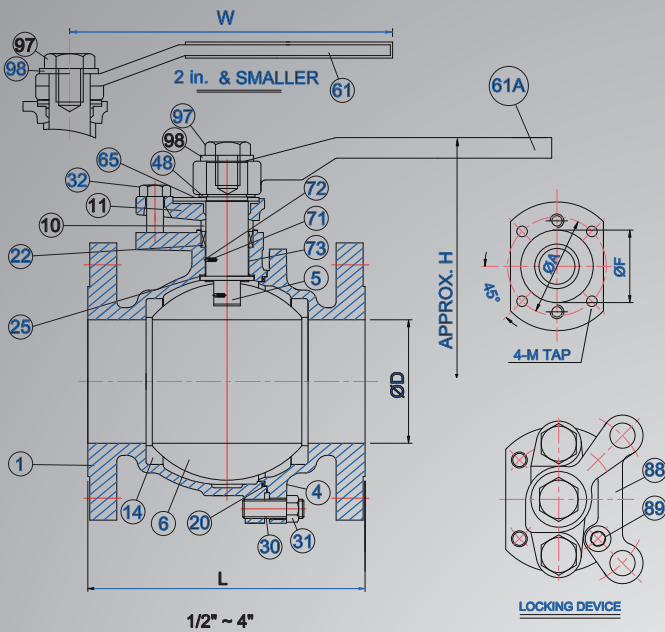


Packing

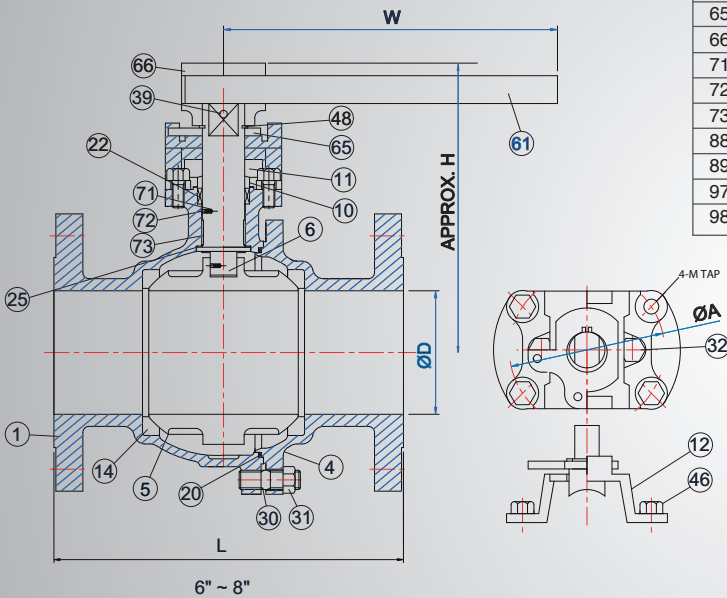


KACE Closed.

MATERIALS LIST 150 & 300 CLASS



NO	PART NAME	QTY	MATERIAL	REMARKS
1	BODY	1	CF8M / WCB	
4	CAP	1	CF8M / WCB	
5	STEM	1	A276-316	
6	BALL	1	A351-CF8M/A276-316	
10	GLAND	1	A276-316	
11	GLAND FLANGE	1	A351-CF8M	
12	YOKE	1	A351-CF8M	
14	SEAT RING	*2	RTFE	15% GLASS FILLED
20	GASKET	*1	SPW316+Graphite	SPW304+Graphite 6~8"
22	GLAND PACKING	*1	Expanded Graphite + Corrosion Inhibitor	
23	GLAND PACKING	*1	Carbon Fiber + Graphite	
25	THRUST WASHER	*1	PTFE	
30	CAP BOLT	Set	A193-B8	
31	CAP BOLT NUT	Set	A194-8	
32	GLAND BOLT	2	A193-B8	
39	SET SCREW	1	A108-1020	Ni PLATED
46	YOKE BOLT	4	A193-B8	
48	SNAP RING	1	A686-W1	1 1/2" & > Cr PLATED
61	HANDLE	1	CARBON STEEL	6"~8"
61A	VINYL COATED HANDLE	1	A108-1020	2" & SMALLER BLUE
61B	HANDLE	1	A536	2 1/2"~4" PAINTED BLUE
65	STOPPER	1	A167-304	
66	HANDLE GUIDE	1	A216-WCB	
71	SPRING	1	A276-316	
72	STATIC BALL	Set	A276-316	
73	STEM BEARING	1	PTFE	
88	LOCKING PLATE	1	A167-304	
89	LOCKING PLATE BOLT	2	A193-B8	
97	TOP BOLT	1	A276-304	
98	TOP WASHER	1	A167-304	



DIMENSIONS (150 CLASS)

SIZE	ØD	L	H	W	ØA	ØF	M	TYPE	Wt.lb.
1/2	.51	4.25	3.3	5.1	1.65	.94	1/4 UNC	F04	4
3/4	.75	4.61	3.46	5.1	1.65	.94	1/4 UNC	F04	5.5
1	1	5	4.01	5.1	1.97	1.38	1/4 UNC	F05	7
1 1/2	1.5	6.5	5	9.1	2.76	1.81	5/16 UNC	F07	15
2	2	7	5.59	9.1	2.76	1.81	5/16 UNC	F07	21.5
2 1/2	2.5	7.5	5.98	13.8	4.02	2.44	3/8 UNC	F10	39
3	3	8	6.69	13.8	4.02	2.44	3/8 UNC	F10	44
4	4	9	8.11	17.7	4.02	2.44	3/8 UNC	F10	77.5
6	6	15.5	13.03	23.6	4.92	--	M12	F12	160
8	8	18	15.98	31.5	5.51	--	M16	F14	248

DIMENSIONS (300 CLASS)

SIZE	ØD	L	H	W	ØA	ØF	M	TYPE	Wt.lb.
1/2	.51	5.5	3.3	5.1	1.65	.94	1/4 UNC	F04	5.5
3/4	.75	6	3.46	5.1	1.65	.94	1/4 UNC	F04	8
1	1	6.5	4.01	6.1	1.97	1.38	1/4 UNC	F05	11
1 1/2	1.5	7.5	5.19	9.1	2.76	1.81	5/16 UNC	F07	24
2	2	8.5	5.79	9.1	2.76	1.81	5/16 UNC	F07	31.5
2 1/2	2.5	9.5	5.98	13.8	4.02	2.44	3/8 UNC	F10	51
3	3	11.125	6.93	13.8	4.02	2.44	3/8 UNC	F10	66
4	4	12	8.27	17.7	4.02	2.44	3/8 UNC	F10	108
6	6	15.866	13.03	23.6	4.92	--	M12	F12	235
8	8	19.75	15.98	31.5	5.51	--	M16	F14	270

DIMENSIONS (600 CLASS)

SIZE	ØD	L	H	W	Wt.lb.
1/2	.51	6.5	3.54	9.45	8.5
3/4	.75	7.5	3.66	9.45	13
1	1	8.5	3.94	9.45	17.5
1 1/2	1.5	9.5	4.96	14.57	34
2	2	11.5	5.31	14.57	46
3 x 2	2	14	5.6	17.71	--
3	3	14	6.7	17.71	--
4 x 3	3	17	6.7	19.69	--
4	4	17	8.1	19.69	--
6 x 4	4	22	8.1	--	--

DIMENSIONS (900 & 1500 CLASS)

SIZE	ØD	L	H	W
1/2	.5	8.5	3.9	9.45
3/4	.75	9	4	9.45
1	1	10	4.5	9.45
1 1/2	1.5	12	5.7	14.57
2	2	14.5	6.9	14.57

900 # & 1500 #
Dimensional Drawings
Weights and Materials Lists
available upon request



KACE BALL VALVES
10440 Corporate Drive
Sugar Land, Texas 77478
Tel. 281-240-0955
Fax 281-240-5619

e-mail: sales@kace-valves.com
<http://www.kace-valves.com>

Distributor: